



RAYSTAR



SPECIFICATION

OLED SPECIFICATION

Model No:

REA012864DWPP3N00001

RAYSTAR OPTRONICS

General Specification

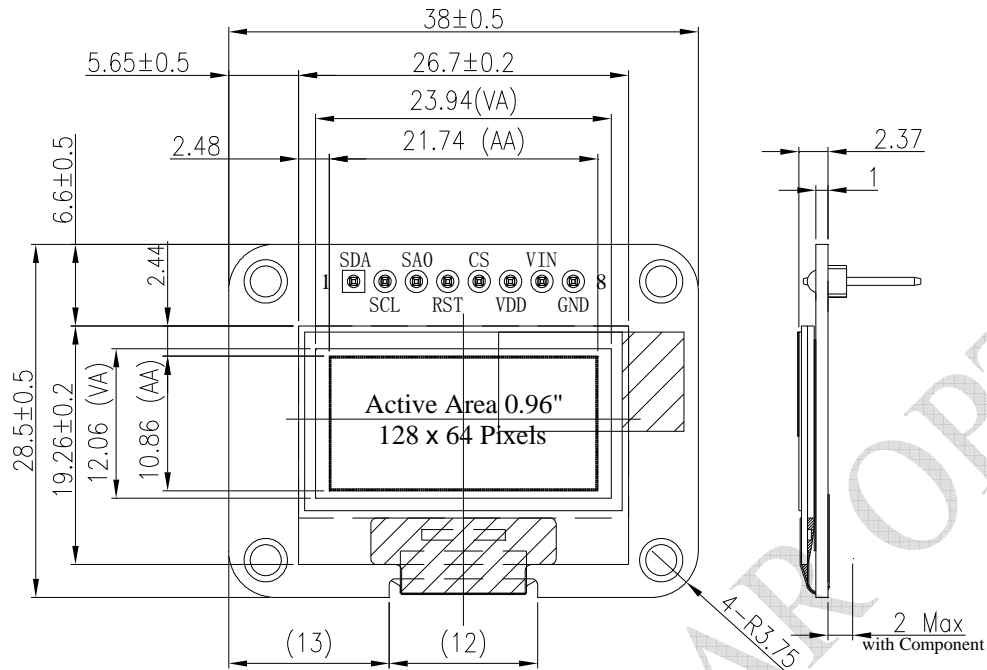
The Features is described as follow:

- Module dimension: 38.00 x 28.50 x 2.37 mm
- Active area: 21.74 x 10.86 mm
- Dot Matrix: 128 x 64
- Dot size: 0.148 x 0.148 mm
- Dot pitch: 0.17 x 0.17 mm
- Display Mode: Passive Matrix
- Duty: 1/64 Duty
- Display Color: Monochrome
- IC: SSD1306BZ
- Interface:I2C,Optional SPI
- Size: 0.96 inch

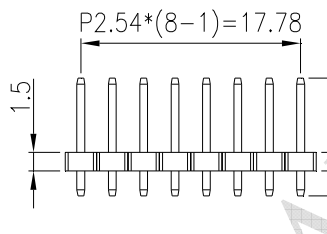
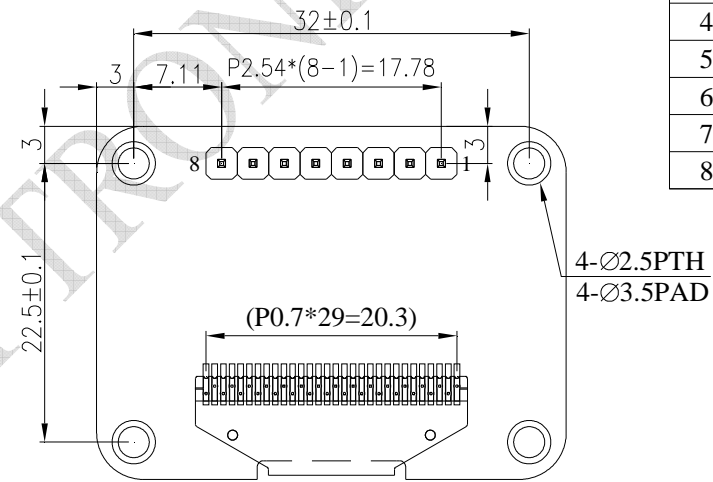
Interface Pin Function

No.	Symbol	Function
1	MOSI_SDA	When serial interface mode is selected, D0 will be the serial clock input: SCLK; D1 will be the serial data input: SDIN.
2	SCLK_SCL	When I2C mode is selected, D2, D1 should be tied together and serve as SDAout, SDAin in application and D0 is the serial clock input, SCL.
3	DC_SA0	In I2C mode, this pin acts as SA0 for slave address selection. When 3-wire serial interface is selected, this pin must be connected to VSS.
4	RST	This pin is reset signal input. When the pin is pulled LOW, initialization of the chip is executed. Keep this pin HIGH (i.e. connect to VDD) during normal operation.
5	CS	This pin is the chip select input. (active LOW).
6	VDD	3.0V Power supply pin for core logic operation.
7	VIN	5.0V Power supply pin for core logic operation.
8	GND	This is a ground pin.

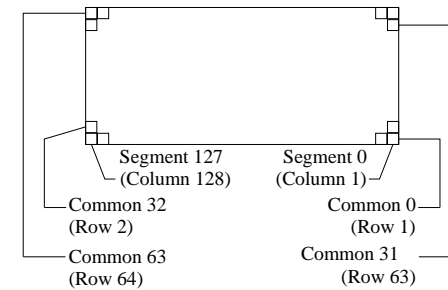
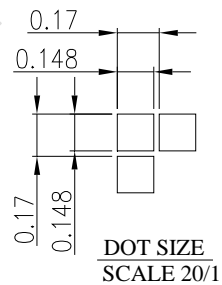
Contour Drawing & Block Diagram



PIN NO.	SYMBOL
1	SDA
2	SCL
3	SA0
4	RST
5	CS
6	VDD
7	VIN
8	GND



SCALE 1/1



The non-specified tolerance of dimension is $\pm 0.3\text{mm}$.

Absolute Maximum Ratings

Parameter	Symbol	Min	Max	Unit
Supply Voltage for Logic	VDD	1.65	3.3	V
Supply Voltage for Logic	VIN	4.0	6.0	V
Supply Voltage for Display	VCC	0	16.0	V
Operating Temperature	TOP	-40	+80	°C
Storage Temperature	TSTG	-40	+85	°C

Electrical Characteristics

DC Electrical Characteristics

Item	Symbol	Condition	Min	Typ	Max	Unit
Supply Voltage for Logic	VDD	—	2.8	3.0	3.2	V
Supply Voltage for Logic	VIN	—	4.8	5.0	5.2	V
Supply Voltage for Display	VCC	—	7.0	7.5	8.0	V
Input High Volt.	VIH	—	0.8xVDD	—	VDDIO	V
Input Low Volt.	VIL	—	0	—	0.2xVDD	V
Output High Volt.	VOH	—	0.9xVDD	—	VDDIO	V
Output Low Volt.	VOL	—	0	—	0.1xVDD	V
50% Check Board operating Current	ICC	Vcc=7.5V	—	12.0	20.0	mA